

VOLVO ALTERNATOR - C30 2.0 16V 2006- B4204S3 150A (3495 R)



Location **Gauteng, Johannesburg**
<https://www.freeadsz.co.za/x-14078-z>

Volvo Alternator - C30 2.0 16V 2006- B4204S3 150A 12V 6 x Groove OE 104210-2710 104210-3522 3M5T-10300-YB 0986049071
 Nationwide Delivery - Door to Door

<http://www.onlinecarparts.co.za/en/electrical-electronic/25374-volvo-alternator-c30-20-16v-2006-b4204s3-150a-12v-6-x-groove-oe-104210-2710-104210-3522-3m5t-10300-yb-0986049071.html>

This is a brand new, affordable OE Specification replacement product. 100% Factory tested and built to strict quality control standard to ensure high performance and guaranteed to deliver better fuel economy. Above picture for illustration purposes only.

Product Description

An automotive charging system is made up of three major components: the battery, the voltage regulator and an alternator. The alternator works with the battery to generate power for the electrical components of a vehicle, like the interior and exterior lights, and the instrument panel. An alternator gets its name from the term alternating current (AC). Alternators are typically found near the front of the engine and are driven by the crankshaft, which converts the pistons' up-and-down movement into circular movement. Alternators produce AC power through electromagnetism formed through the stator and rotor relationship. The electricity is channelled into the battery, providing voltage to run the various electrical systems.

Defective Symptoms

Most vehicles have a battery light somewhere on the dashboard that indicates battery life. If this light comes on, the battery is fairly new and holds a charge well when tested, and you've ruled out an electrical short, then the problem might be the alternator.

Noise

Inside the alternator are several parts that spin in order to produce the electrical current. When these parts become worn or break, the result is noise. It usually sounds like a rattling or clanging. Listen closely when the alternator is operating to see if you can notice any unusual sounds.



VOLVO ALTERNATOR - C30
 2.0 16V 2006- B4204S3 150A
<https://www.freeadsz.co.za/x-14078-z>




VOLVO ALTERNATOR - C30
 2.0 16V 2006- B4204S3 150A
<https://www.freeadsz.co.za/x-14078-z>




VOLVO ALTERNATOR - C30
 2.0 16V 2006- B4204S3 150A
<https://www.freeadsz.co.za/x-14078-z>




VOLVO ALTERNATOR - C30
 2.0 16V 2006- B4204S3 150A
<https://www.freeadsz.co.za/x-14078-z>




VOLVO ALTERNATOR - C30
 2.0 16V 2006- B4204S3 150A
<https://www.freeadsz.co.za/x-14078-z>



VOLVO ALTERNATOR - C30
 2.0 16V 2006- B4204S3 150A
<https://www.freeadsz.co.za/x-14078-z>



VOLVO ALTERNATOR - C30
 2.0 16V 2006- B4204S3 150A
<https://www.freeadsz.co.za/x-14078-z>



VOLVO ALTERNATOR - C30
 2.0 16V 2006- B4204S3 150A
<https://www.freeadsz.co.za/x-14078-z>



VOLVO ALTERNATOR - C30
 2.0 16V 2006- B4204S3 150A
<https://www.freeadsz.co.za/x-14078-z>



VOLVO ALTERNATOR - C30
 2.0 16V 2006- B4204S3 150A
<https://www.freeadsz.co.za/x-14078-z>

Dimmed/Slowed Accessories

Normally, when you turn on any accessory such as the dashboard lights, radio or blinkers, the accessory is powered indirectly by the alternator, which keeps the battery charged. When the alternator is bad, however, it cannot produce enough electricity to operate all electrical accessories at maximum capacity. The dash and headboard lights thus may dim, signal lights may operate slowly and music players may not function.

Jumps

The alternator is responsible for keeping the charge of the battery high. When it doesn't operate properly, the battery voltage may drop too low to start the car. If you find that your car has needed jumps lately or that it frequently goes completely dead, then the alternator may be the.