

Brand New Horseman LD Pro View Camera (39999 R)



Location **Gauteng, Johannesburg**
<https://www.freeadsz.co.za/x-1588-z>

The Horseman LD Pro View Camera is a view camera equipped with a slide-back mechanism to allow mounting of high-end camera backs to give full bellows functions. The LD Pro takes any high-end digital backs made for medium format cameras, from companies such as Phase One, Leaf, Imacon and Sinar. It allows users easy control of depth of field, distortion, lateral shift, portrait/landscape orientation, and more. The LD Pro has a four-way insert system for switching, and with its interchangeable camera mount system you'll have immediate compatibility with any Hasselblad "V," Hasselblad "H", or Mamiya 645 back.

You can also control perspective distortion by tilting the back (focus plane) or, with a lateral shift; you can move the image and get larger image stitching. In addition, you can change format very quickly and smoothly. The Horseman LD Pro has a unique ability to take advantage of camera movements, such as shift and tilt. It provides a swing/tilt of up to 360°, a rise/fall of 30mm each and a lateral shift of 30mm left and right. With a conventional view camera without the LD Pro's unique focus plane axis tilt, you get focus and image shifts, which require you to refocus and re-frame. No image or focus shift occurs when using the LD Pro's back tilt/swing. It allows you to control the "plane of focus" by tilting the lens. This tilt movement controls the plane of sharp image at wider aperture.

One of the most exciting features of the LD Pro is a unique "Main Frame Drive System" (MFD), which allows you to move the rear frame (sliding back) parallel to the focus ground (glass or film) plane from the center to 40mm above. This works as "additional" rise of the rear frame, but with using this you won't lose the focus since this movement is always parallel to the image plane. It also allows you to move the

rear tilt axis and to stitch images vertically. Conventional rise/fall can only be used for vertical stitching. The Horseman LD Pro concentrates the focus on the image plane, allowing you to concentrate on the image plane.

The Horseman LD Pro provides the workflow from framing, focusing and shooting becomes smoother than ever. Framing and focusing are done on a ground glass focusing screen. When the image composition has been made, the user flips the focusing glass up, shifts the mount portion digital camera back to the left and captures the image. Operations are simple, allowing the user to concentrate on image capture.

Compatible with Various Digital Backs & Medium Format Lenses

Horseman LD PRO features an interchangeable adapter plate system (camera mount system), which


allows you to use any Hasselblad "V," Hasselblad "H", or Mamiya 645 back.

The Horseman LD Pro View Camera is a view camera equipped with a slide-back mechanism to allow mounting of high-end camera backs to give full bellows functions. The LD Pro takes any high-end digital backs made for medium format cameras, from companies such as Phase One, Leaf, Imacon and Sinar. It allows users easy control of depth of field, distortion, lateral shift, portrait/landscape orientation, and more. The LD Pro has a four-way insert system for switching, and with its interchangeable camera mount system you'll have immediate compatibility with any Hasselblad "V," Hasselblad "H", or Mamiya 645 back.


You can also control perspective distortion by tilting the back (focus plane) or, with a lateral shift; you can move the image and get larger image stitching. In addition, you can change format very quickly and smoothly. The Horseman LD Pro has a unique ability to take advantage of camera movements, such as shift and tilt. It provides a swing/tilt of up to 360°, a rise/fall of 30mm each and a lateral shift of 30mm left and right. With a conventional view camera without the LD Pro's unique focus plane axis tilt, you get focus and image shifts, which require you to refocus and re-frame. No image or focus shift occurs when using the LD Pro's back tilt/swing. It allows you to control the "plane of focus" by tilting the lens. This tilt movement controls the plane of sharp image at wider aperture.

One of the most exciting features of the LD Pro is a unique "Main Frame Drive System" (MFD), which allows you to move the rear frame (sliding back) parallel to the focus ground (glass or film) plane from the center to 40mm above. This works as "additional" rise of the rear frame, but with using this you won't lose the focus since this movement is always parallel to the image plane. It also allows you to move the


rear tilt axis and to stitch images vertically. Conventional rise/fall can only be used for vertical stitching. The Horseman LD Pro concentrates the focus on the image plane, allowing you to concentrate on the image plane.




<https://www.freeadsz.co.za/x-1588-z>
 Brand New Horseman LD Pro View Camera



<https://www.freeadsz.co.za/x-1588-z>
 Brand New Horseman LD Pro View Camera



<https://www.freeadsz.co.za/x-1588-z>
 Brand New Horseman LD Pro View Camera



<https://www.freeadsz.co.za/x-1588-z>
 Brand New Horseman LD Pro View Camera



<https://www.freeadsz.co.za/x-1588-z>
 Brand New Horseman LD Pro View Camera



<https://www.freeadsz.co.za/x-1588-z>
 Brand New Horseman LD Pro View Camera



<https://www.freeadsz.co.za/x-1588-z>
 Brand New Horseman LD Pro View Camera



<https://www.freeadsz.co.za/x-1588-z>
 Brand New Horseman LD Pro View Camera



<https://www.freeadsz.co.za/x-1588-z>
 Brand New Horseman LD Pro View Camera



<https://www.freeadsz.co.za/x-1588-z>
 Brand New Horseman LD Pro View Camera

includes plates for Hasselblad "V", Hasselblad "H" and Mamiya 645. Also, the LD PRO has a four-way insert system for orientation of the back. Framing can be switched from vertical to horizontal framing or vice versa (portrait/landscape) without changing the camera position. Optional lens panels have built-in bayonet receivers for Hasselblad V, Mamiya 645, Mamiya RB/RZ, Pentax 645, and Pentax 67 lenses which will mount directly to the front of the LD. Broad Flange Focal Distance Range The Horseman LD PRO realizes a minimum flange back focal distance of 33mm through the employment of a 20mm concave panel, to accept 35mm-class digital lenses. In addition, with the Horseman LD PRO, 1:1 macro shots can be taken with a 180mm lens when the bellows are extended to the maximum limit.

Wide Range of Bellows Adjustments

Bellows adjustments are possible at the front and rear. Swing and center tilt can cover a full 360°, °* (at the image center). Maximum rise and fall are 30mm in either direction, and shift also comprises up to 30mm either way. By combining rise, fall and shift, images can be "stitched" together for novel effects. As bellows movements are performed by an ultra-precise rack-and-pinion drive, inaccuracies between successive pictures are held to an absolute minimum, making post-editing an easy task.

Stitching in Vertical Direction Through MFD Mechanism The Horseman LD PRO also features an MFD (Main Frame Drive) mechanism to allow parallel movements of the main frame portion. Since focus plane rise does not affect the precisely focused position, vertical stitching becomes easier.

The MFD mechanism permits parallel shifts within a range of 40mm.

Horizontal Stitching

The Horseman LD PRO also allows horizontal movement by 17mm either to the left or right on a slide back for horizontal stitching with ease.

Tilt & Swing Axis Stays at Center of Image

The image frame remains constant and stays in focus even when rear tilt or swing is applied. That is because the tilt and swing axes are designed to stay in the camera's image plane; a major time- and labor-saving feature for the professional.

Variable Axis Tilt Possible

There are times, however, when it is practical to be able to move the tilt axis; for example, when the point to be focused upon is not at the center of the object. In such cases, the tilt axis can be moved up or down the image plane with the help of an accurate adjustment scale.

Adjust Focus without Changing Tilt Ratio

Especially in close-up photography, you will find the possibility of re-focusing without using the bellows very attractive.

The camera base is mounted on monorail on which it can be moved back and forth by a rack-and-pinion drive. Without moving the tripod, and without in any way changing the bellows extension, the entire camera can be slid along this monorail for re-focusing.

* Limited by maximum bellows extension

In The Box

Horseman LD Pro View Camera
Camera Frame
Bellows
Slide Adapter for 14cm
User Guide
1-Year Limited